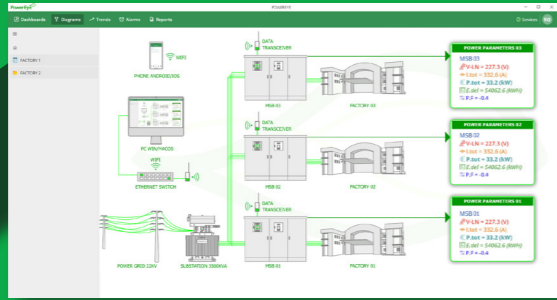


DASHBOARD



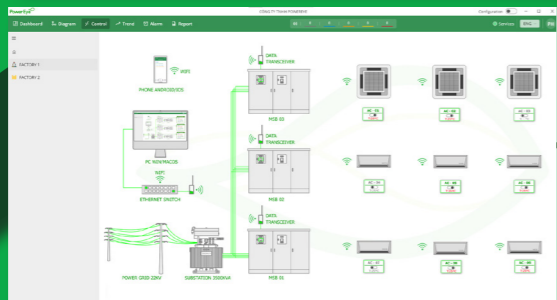
Data Visualization  
Comparative Analysis  
Data Filtering  
Hierarchy

DIAGRAM



Visualize Device Layouts  
and Data  
Hierarchy

CONTROL



Real-time control  
Remote Control Capability  
Scheduled Control

TREND




Real-Time Line Chart  
Customizable Trends  
Data Analysis  
Hierarchy

ALARM

Device Connection Monitoring  
Range Limit Alarms  
Usage Alarm

REPORT

User data options  
Reliable report  
In-depth analysis



## APPLICATION PLATFORM INDUSTRIAL MONITORING

PowerEye is a powerful software solution designed to seamlessly collect, visualize, and manage data from meters, sensors, and more. Whether you are monitoring energy consumption, environmental parameters, or any other measurement metrics, PowerEye has got you covered

### Configuration Capability

Easily customize connected devices, dashboard layout, alarms, and reports according to specific needs

### View historical data

Easily divide data monitoring into multiple hierarchical levels (e.g., Workshop 1, Workshop 2, Meter 1, Meter 2) according to actual needs

### View historical data

Explore historical data through an intuitive dashboard. Easily identify trends and patterns

### Alarms and Reports

Set up different types of alarms and access useful reports. Take a proactive approach in managing anomalies

### Diverse Compatibility

Easily integrates with all Modbus-supported devices

### Real-time Monitoring & Control

Continuously monitor, record data and control. Always updated when events occur

### Data Export

Easily export data to Excel for detailed analysis and reporting

### Mobile Monitoring

Access data from anywhere through our mobile app. Always updated, even when you're away from your desk

<https://powereye.info>

<https://powereye.info>



An industrial monitoring solution

Brochure

# Benefits

## Efficiency

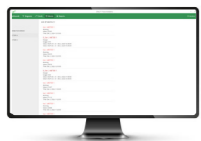
### Real-time Information

**PowerEye** provides instant access to data, eliminating manual entry and delays. Whether you are monitoring energy consumption or environmental parameters, up-to-date information is always at your fingertips



### Automatic Alarms!

Set up custom alarms to receive notifications when thresholds are exceeded. No need for continuous monitoring, **PowerEye** will proactively alert you



## Reliable



### Data Integrity

**PowerEye** ensures accurate data collection and storage. No more worries about data discrepancies due to human error



### Precise Timestamp

**PowerEye** Ensure synchronization between devices. Inconsistent timestamps can lead to incorrect analysis



### Secure Data Storage

Store data in an **encrypted database system** to ensure that even if someone gains unauthorized access, they will not be able to read the raw data



### Reliable Data

All stored data is electronically signed, ensuring that the data cannot be altered by anyone



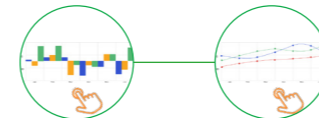
### Security and Reliability

When transmitting data over the internet, **PowerEye** encrypts and signs the data

## Flexible

### Customization

Customize your **dashboard, layout, and trends** to display the most important metrics. Arrange widgets, charts, and graphs according to your needs



### Device Compatibility

Works well with various types of devices such as **electricity meters, temperature sensors, and flow meters**. Expanded compatibility with all **Modbus**-supported hardware



## Extension

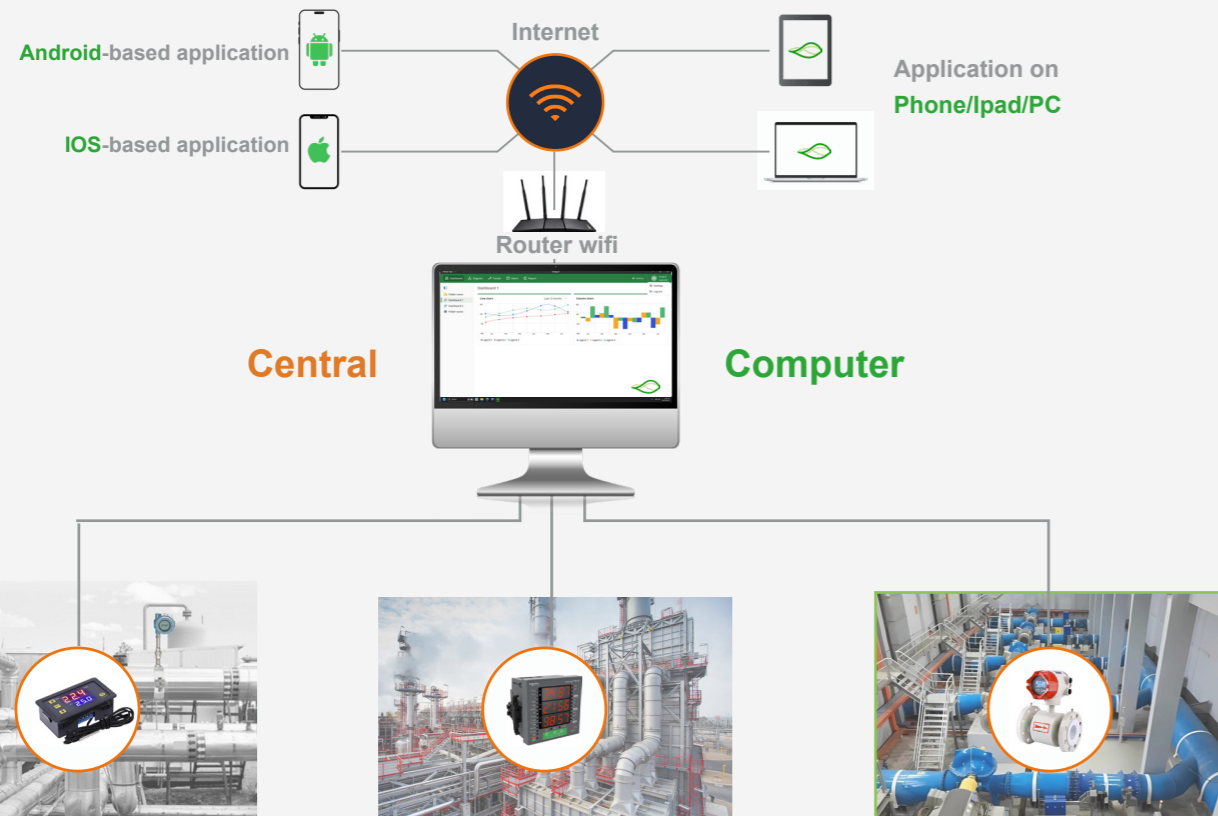
**PowerEye** Provides the scalability to connect more devices without affecting current settings

Easily add or remove monitoring, alarms, reports, and more as needs change, without requiring additional installation

Connection

Function

# System



## Mobile App - iPad - PC Application

- Access data
- Display data in various formats
- Data alerts !!!



## Central Computer

- Connect to all measuring devices
- Collect, store, and share data
- Display data in various formats.
- Data alerts

